

# Bandpass SAW filter ФТКП-68

## TV channel filter

### Application:

- for CATV
- for TV-broadcasting equipment

### The mode of measurement:

- $t=25\text{ }^{\circ}\text{C}$
- $R_l=R_s=75\text{ Ohm}$

### Type of package:

F-met.-F

SIP 6M

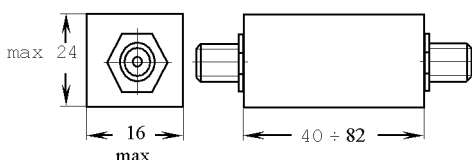
### Pin configuration:

- 1 – input;
- 5 – output;
- 2 – input-ground
- 3 – ground
- 4 - output-ground

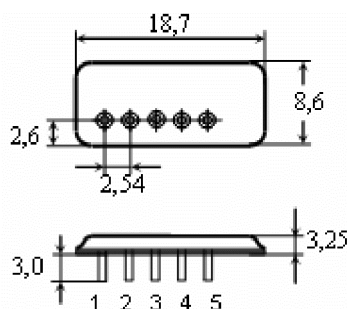
### The basic electrical parameters

Parameter	Unit of meas..	Meaning typ
Nominal frequency	MHz	850
Minimum insertion attenuation, not more than	dB	4,5
3- dB bandwidth, not less than	MHz	8
Relative attenuation ( relative to the low channel border) , not less than	dB	
-8 MHz		12
-16 MHz		30
-24 MHz		30
Relative attenuation ( relative to the top channel border), not less than	dB	
+8 MHz		12
+16 MHz		20
+24 MHz		20

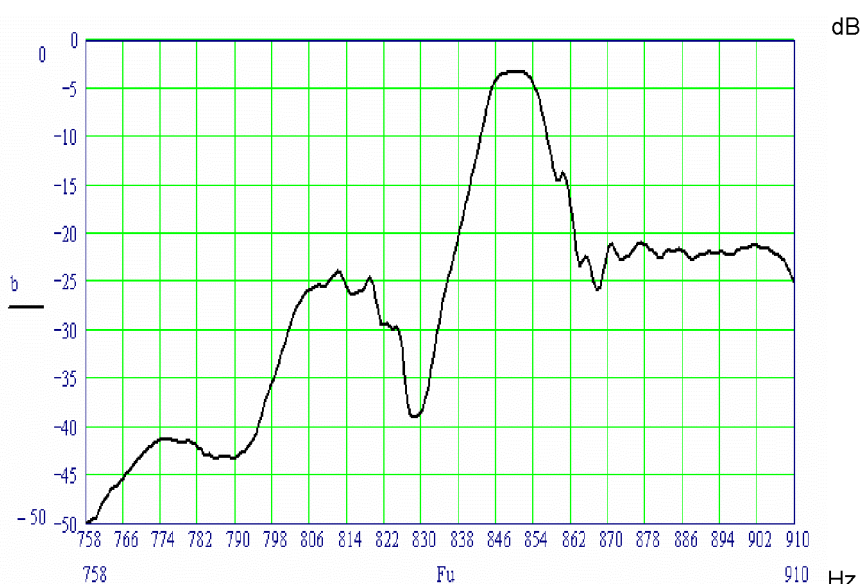
### F-met.-F



### SIP 6M



### Amplitude-frequency response



**Manufacturer: BUTIS, Ltd.,**  
**Vereyskaya St. 29, Moscow, 121357 Russia**  
**Tel/fax (495) 411-96-08, 411-96-09**  
**E-Mail: Butis.M@ru.net**