

Bandpass SAW filter ФТКП-60

TV channel filter

The basic electrical parameters

Application:

- for CATV
- for TV-broadcasting equipment

The mode of measurement:

- $t=25\text{ }^{\circ}\text{C}$
- $R_l=R_s=75\text{ Ohm}$

Type of package:

F-met.-F

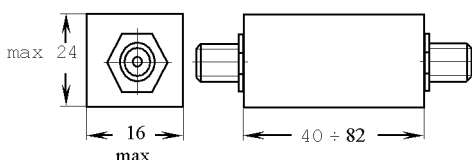
SIP 6M

Pin configuration:

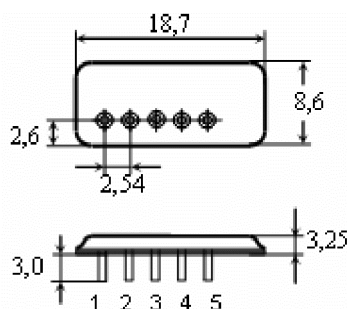
- 1 – input;
- 5 – output;
- 2 – input-ground
- 3 – ground
- 4 – output-ground

Parameter	Unit of meas..	Meaning typ
Nominal frequency	MHz	786
Minimum insertion attenuation, not more than	dB	4,5
3- dB bandwidth, not less than	MHz	8
Relative attenuation (relative to the low channel border) , not less than	dB	
-8 MHz		12
-16 MHz		30
-24 MHz		30
Relative attenuation (relative to the top channel border), not less than	dB	
+8 MHz		12
+16 MHz		20
+24 MHz		20

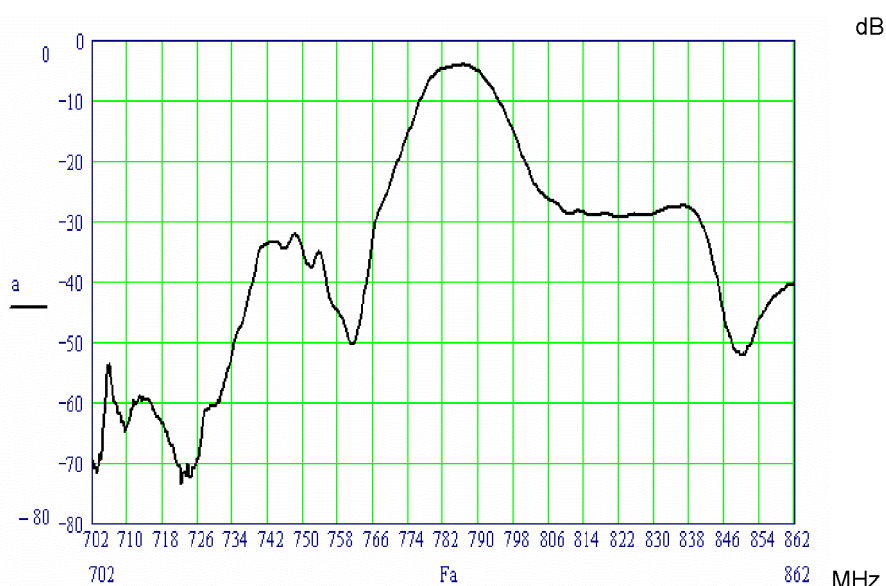
F-met.-F



SIP 6M



Amplitude-frequency response



Manufacturer: BUTIS, Ltd.,
Vereyskaya St. 29, Moscow, 121357 Russia
Tel/fax (495) 411-96-08, 411-96-09
E-Mail: Butis.M@ru.net