

# Bandpass SAW filter ФТКП-42-2

## TV channel filter

### Application:

- for CATV
- for TV-broadcasting equipment

### The mode of measurement:

- $t=25\text{ }^{\circ}\text{C}$
- $R_l=R_s=75\text{ Ohm}$

### Type of package:

F-met.-F

DIP 4K

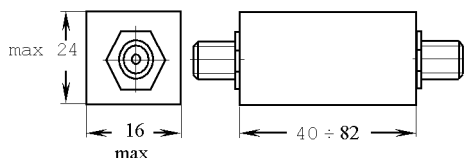
### Pin configuration:

- 1 – input;
- 2 – output;
- other – ground

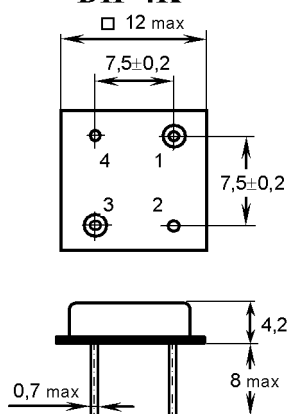
### The basic electrical parameters

Parameter	Unit of meas..	Meaning typ
Nominal frequency	MHz	642
Minimum insertion attenuation, not more than	dB	6,5
3- dB bandwidth, not less than	MHz	8
Relative attenuation ( relative to the low channel border) , not less than	dB	
-8 MHz		30
-16 MHz		50
-24 MHz		60
Relative attenuation ( relative to the top channel border), not less than	dB	
+8 MHz		30
+16 MHz		40
+24 MHz		50

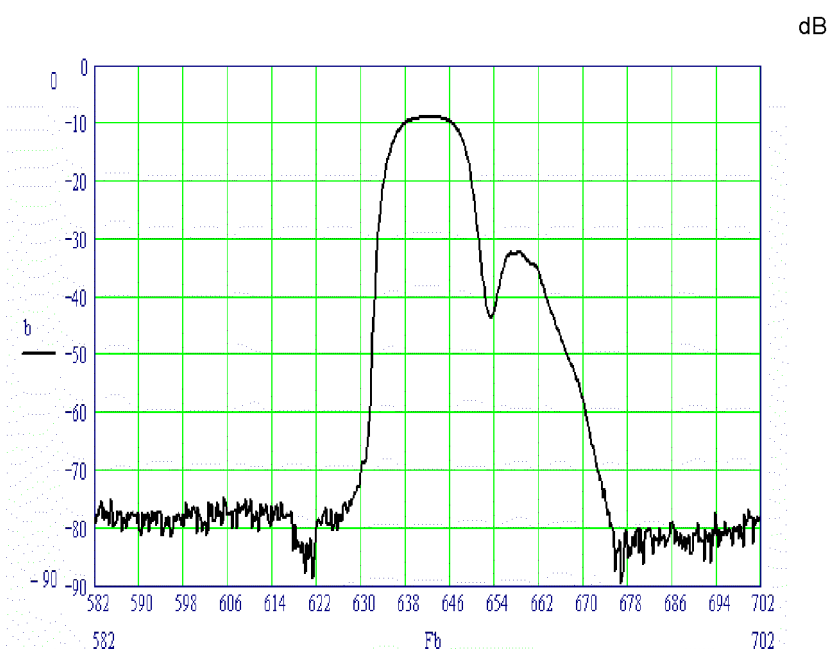
### F-met.-F



### DIP 4K



### Amplitude-frequency response



MHz

Manufacturer: BUTIS, Ltd.

Vereyskaya St. 29, Moscow, 121357 Russia

Tel/fax (495) 411-96-08, 411-96-09

E-Mail: Butis.M@ru.net