

Bandpass SAW filter ФТКП-40-2

TV channel filter

Application:

- for CATV
- for TV-broadcasting equipment

The mode of measurement:

- $t=25\text{ }^{\circ}\text{C}$
- $R_f=R_s=75\text{ Ohm}$

Type of package:

F-met.-F

DIP 4K

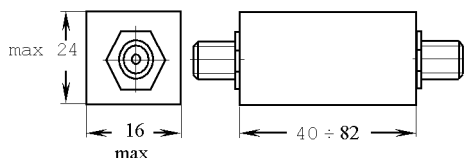
Pin configuration:

- 1 – input;
- 2 – output;
- other – ground

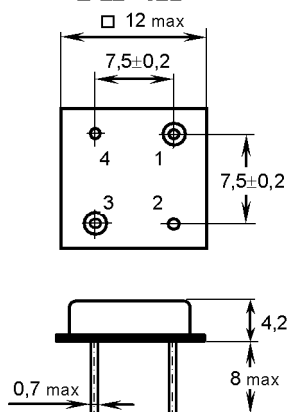
The basic electrical parameters

| Parameter | Unit of meas.. | Meaning typ |
|--|----------------|-------------|
| Nominal frequency | MHz | 626 |
| Minimum insertion attenuation, not more than | dB | 6,5 |
| 3- dB bandwidth, not less than | MHz | 8 |
| Relative attenuation (relative to the low channel border) , not less than | dB | |
| -8 MHz | | 30 |
| -16 MHz | | 50 |
| -24 MHz | | 60 |
| Relative attenuation (relative to the top channel border), not less than | dB | |
| +8 MHz | | 30 |
| +16 MHz | | 40 |
| +24 MHz | | 60 |

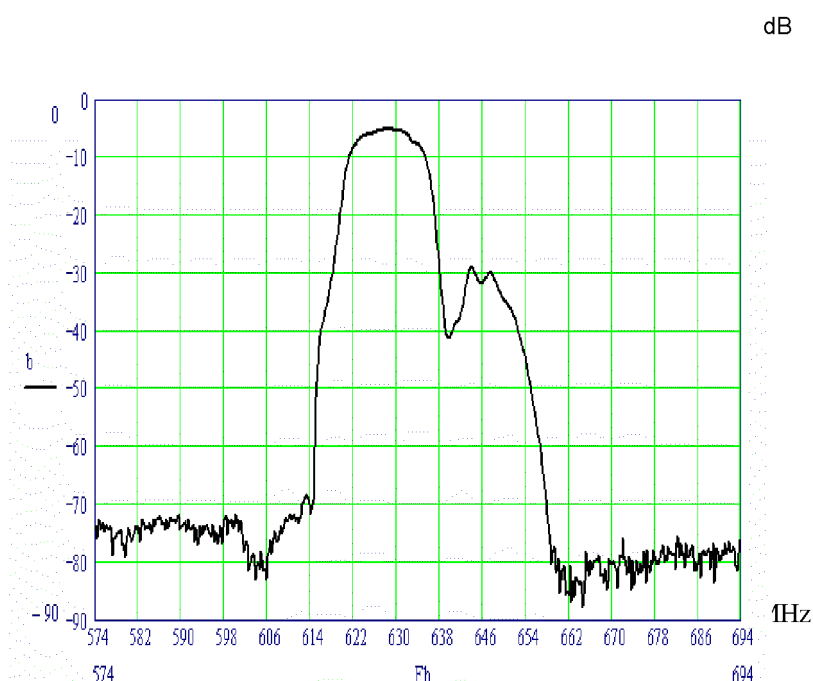
F-met.-F



DIP 4K



Amplitude-frequency response



Manufacturer: BUTIS, Ltd.

Vereyskaya St. 29, Moscow, 121357 Russia

Tel/fax (495) 411-96-08, 411-96-09

E-Mail: Butis.M@ru.net