

# Bandpass SAW filter ФТКП-32-2

## TV channel filter

### The basic electrical parameters

#### Application:

- for CATV
- for TV-broadcasting equipment

#### The mode of measurement:

- $t=25\text{ }^{\circ}\text{C}$
- $R_l=R_s=75\text{ Ohm}$

#### Type of package:

**F-met.-F**

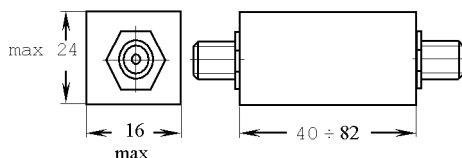
**DIP 4K**

#### Pin configuration:

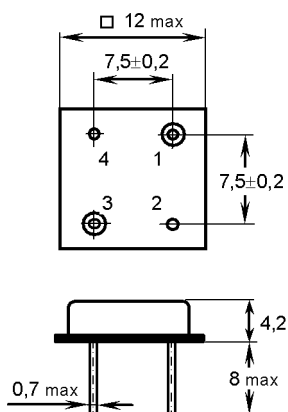
- 1 – input;
- 2 – output;
- other – ground

Parameter	Unit of meas..	Meaning typ
Nominal frequency	MHz	562
Minimum insertion attenuation, not more than	dB	6,5
3- dB bandwidth, not less than	MHz	8
Relative attenuation ( relative to the low channel border) , not less than	dB	
-8 MHz		30
-16 MHz		50
-24 MHz		50
Relative attenuation ( relative to the top channel border), not less than	dB	
+8 MHz		35
+16 MHz		35
+24 MHz		45

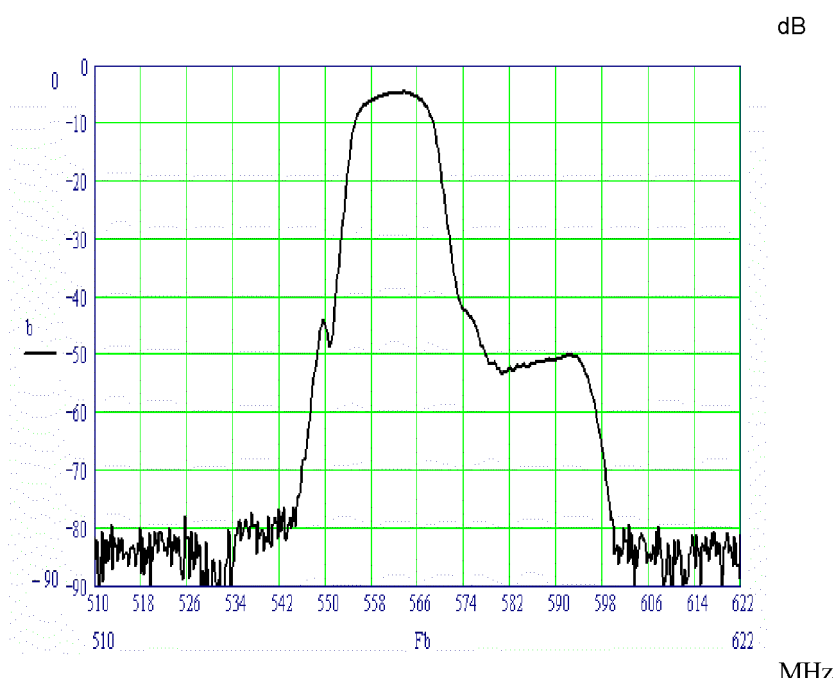
#### F-met.-F



#### DIP 4K



#### Amplitude-frequency response



**Manufacturer: BUTIS, Ltd.,**

**Vereyskaya St. 29, Moscow, 121357 Russia**

**Tel/fax (495) 411-96-08, 411-96-09**

**E-Mail: Butis.M@ru.net**