

Bandpass SAW filter ФТКП-22-2

TV channel filter

The basic electrical parameters

Application:

- for CATV
- for TV-broadcasting equipment

The mode of measurement:

- $t=25\text{ }^{\circ}\text{C}$
- $R_f=R_s=75\text{ Ohm}$

Type of package:

F-met.-F

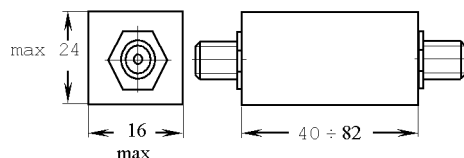
DIP 4K

Pin configuration:

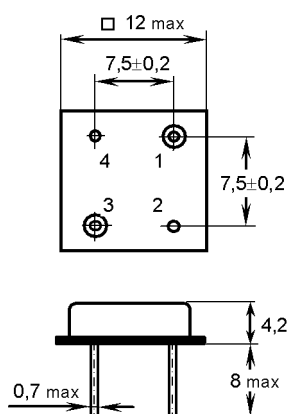
- 1 – input;
- 2 – output;
- other – ground

Parameter	Unit of meas..	Meaning typ
Nominal frequency	MHz	482
Minimum insertion attenuation, not more than	dB	6,5
3- dB bandwidth, not less than	MHz	8
Relative attenuation (relative to the low channel border) , not less than	dB	
-8 MHz		45
-16 MHz		60
-24 MHz		60
Relative attenuation (relative to the top channel border), not less than	dB	
+8 MHz		30
+16 MHz		40
+24 MHz		60

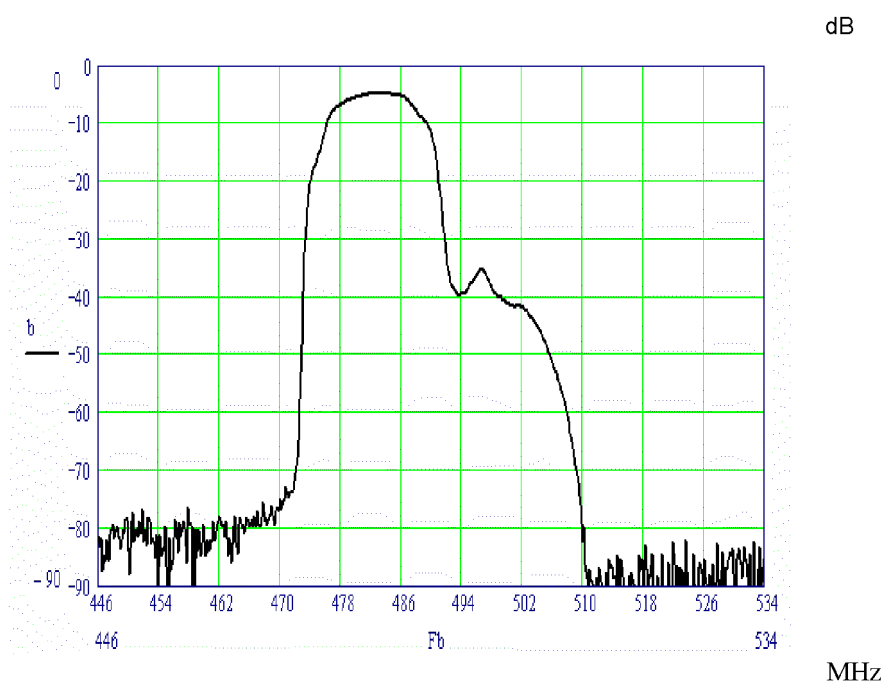
F-met.-F



DIP 4K



Amplitude-frequency response



Manufacturer: BUTIS, Ltd.,

Vereyskaya St. 29, Moscow, 121357 Russia

Tel/fax (495) 411-96-08, 411-96-09

E-Mail: Butis.M@ru.net