

Bandpass SAW filter ФТКП-12

TV channel filter

The basic electrical parameters

Application:

- for CATV
- for TV-broadcasting equipment

The mode of measurement:

- $t=25\text{ }^{\circ}\text{C}$
- $R_l=R_s=75\text{ Ohm}$

Type of package:

F-met.-F

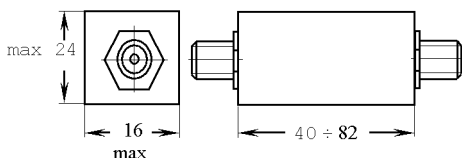
DIP 4K

Pin configuration:

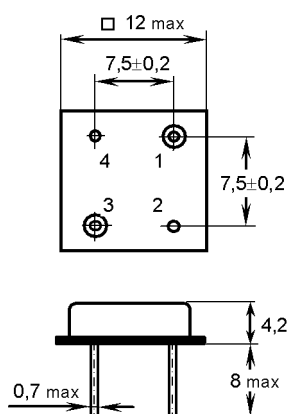
- 1 – input;
- 2 – output;
- other – ground

Parameter	Unit of meas..	Meaning typ
Nominal frequency	MHz	226
Minimum insertion attenuation, not more than	dB	2,0
3- dB bandwidth, not less than	MHz	8
Relative attenuation (relative to the low channel border) , not less than	dB	
-8 MHz		35
-16 MHz		40
-24 MHz		40
Relative attenuation (relative to the top channel border), not less than	dB	
+8 MHz		20
+16 MHz		40
+24 MHz		40

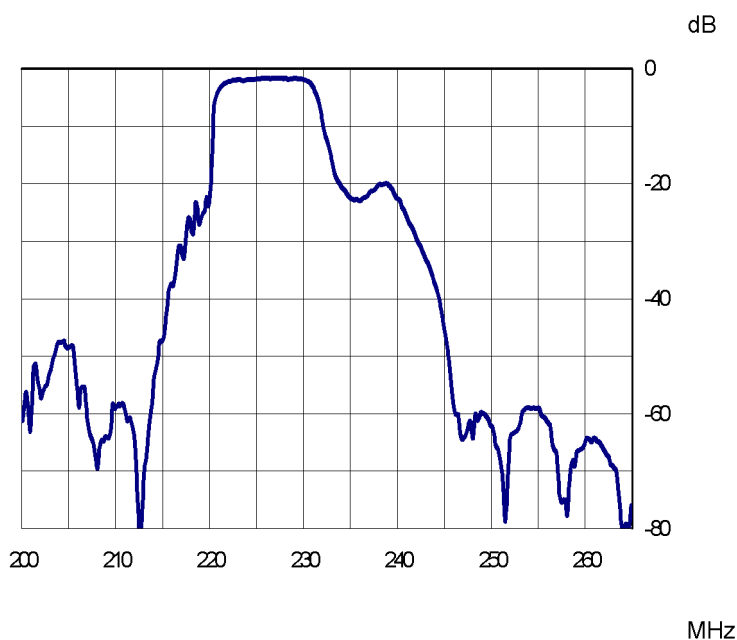
F-met.-F



DIP 4K



Amplitude-frequency response



Manufacturer: BUTIS, Ltd.,
Vereyskaya St. 29, Moscow, 121357 Russia
Tel/fax (495) 411-96-08, 411-96-09
E-Mail: Butis.M@ru.net