

□ Electrical Characteristics

FS-1209B87.pdf

Maximum Ratings

Parameters Description	Unit	Minimum	Typical	Maximum
Operating Temperature Range	°C	-40	-	+85
Storage Temperature Range	°C	-40	-	+85
Maximum DC Voltage	V	-	-	0
Maximum Input Power	dBm	-	-	10
Source Impedance (single ended) ⁽¹⁾	Ω	-	50	-
Load Impedance (single ended) ⁽¹⁾	Ω	-	50	-
Package type & size	M			
Length x Width	mm ²	-	3.0 x 3.0	-
Height	mm	-	-	1.3

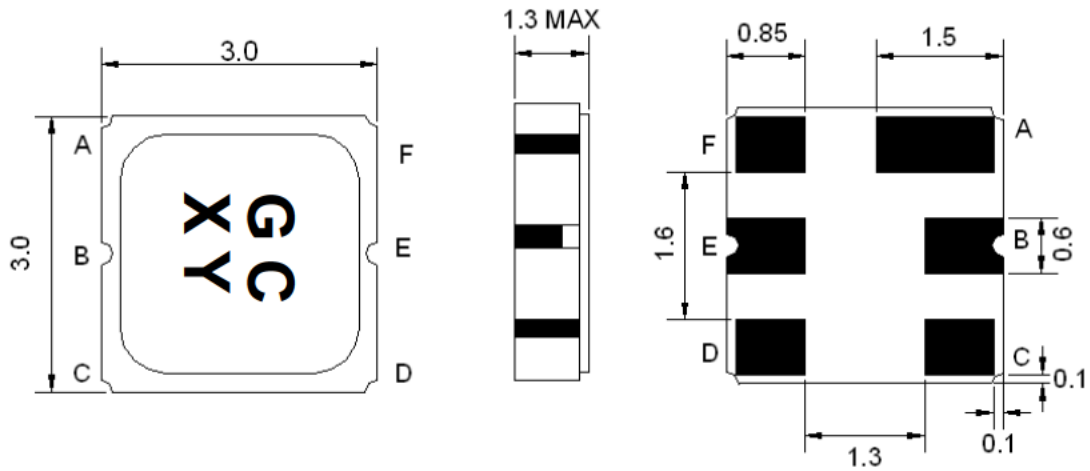
Electrical Specification

Parameters Description	Unit	Minimum	Typical	Maximum
Center Frequency (Fo)	MHz	-	1209.5	-
Insertion Loss within 1166.0 ~ 1253.0 MHz	dB	-	3.9	5.0
Amplitude Ripple within 1166.0 ~ 1253.0 MHz	dB _{p-p}	-	1.8	3.0
Group Delay Ripple within 1166.0~1253.0 MHz	ns _{p-p}	-	7	12
Return Loss within 1166.0~1253.0 MHz	dB	8	12	-
Attenuation:				
D.C ~ 1000.0 MHz	dB	23	25	-
1297.0 ~ 2000.0 MHz	dB	25	28	-

Notes : (1)No Matching Network (Ref. Testing Environment Circuit as shown below).

Package Dimensions

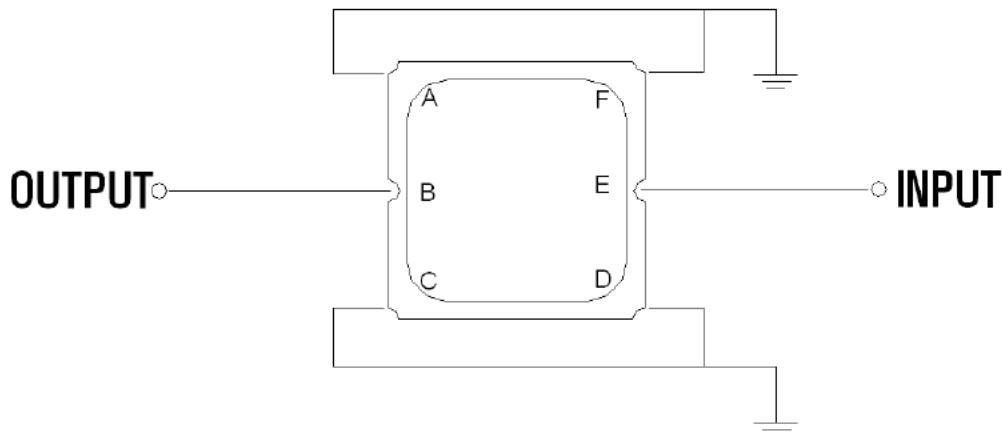
FS-1209B87.pdf



Marking Descriptions	
G	AWS Application
C	Series Number
X	Date Code(Year)
Y	Date Code(Month)

Pin Description	
A, C, D, F	Ground
E	In or Out
B	Out or In

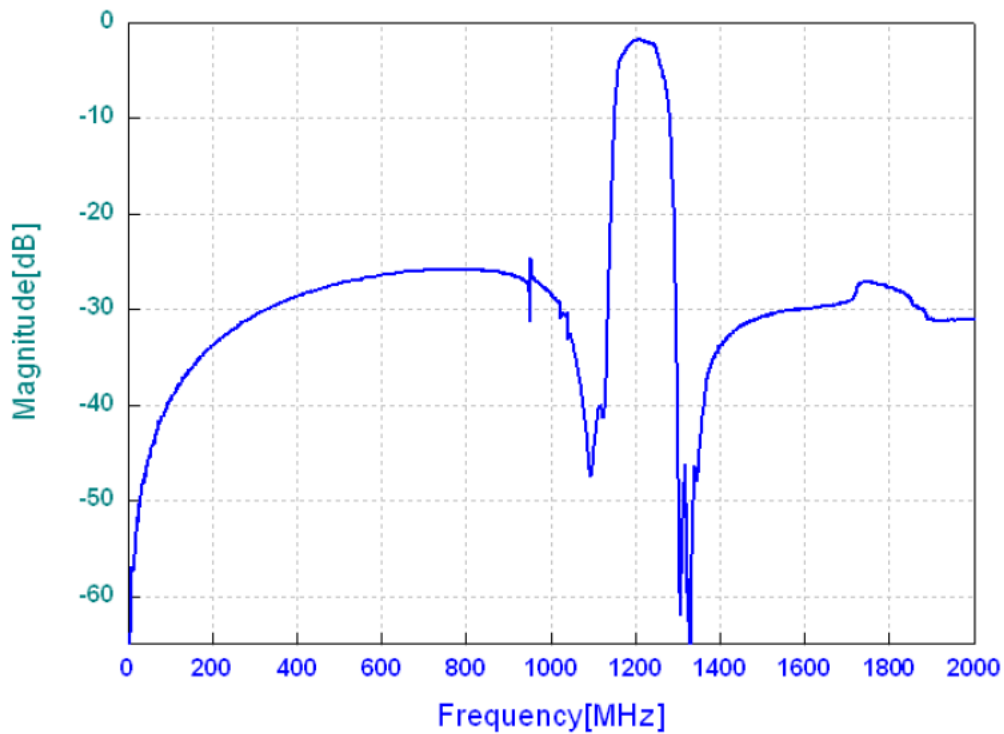
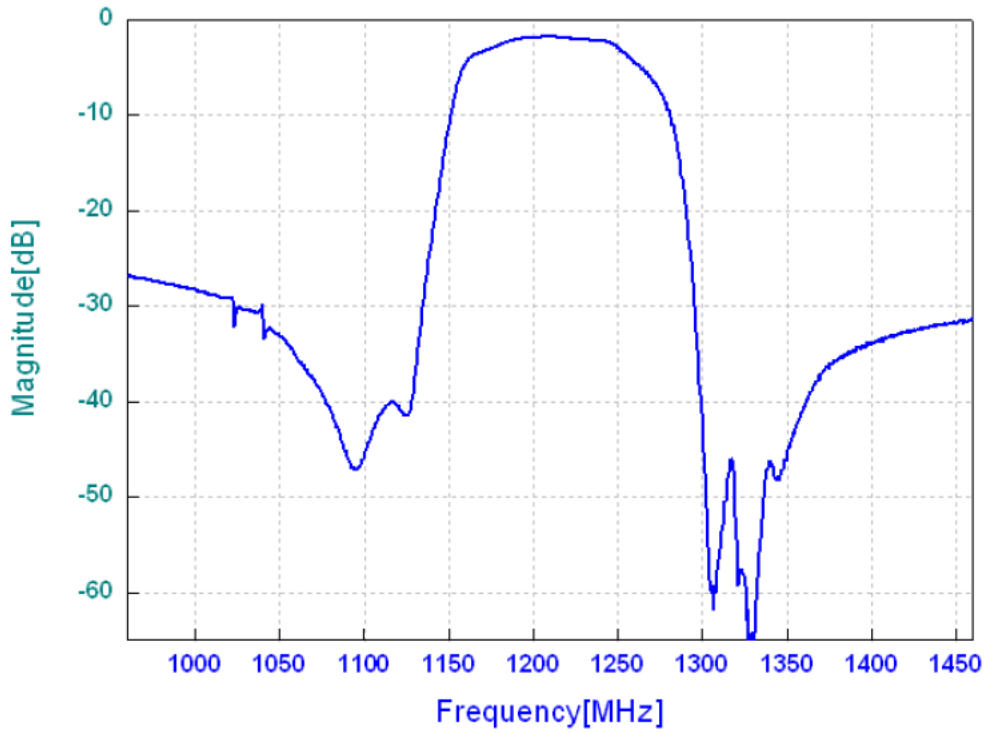
Testing Environment



Source & Load Impedance: 50 Ω

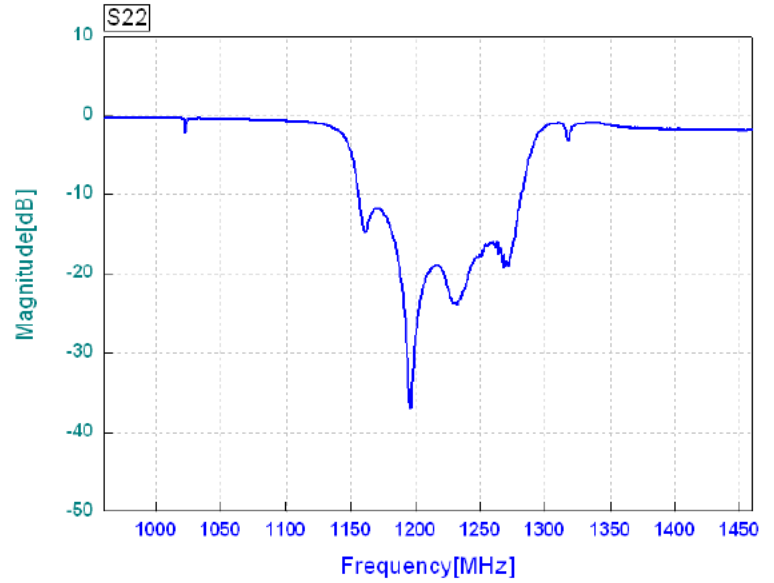
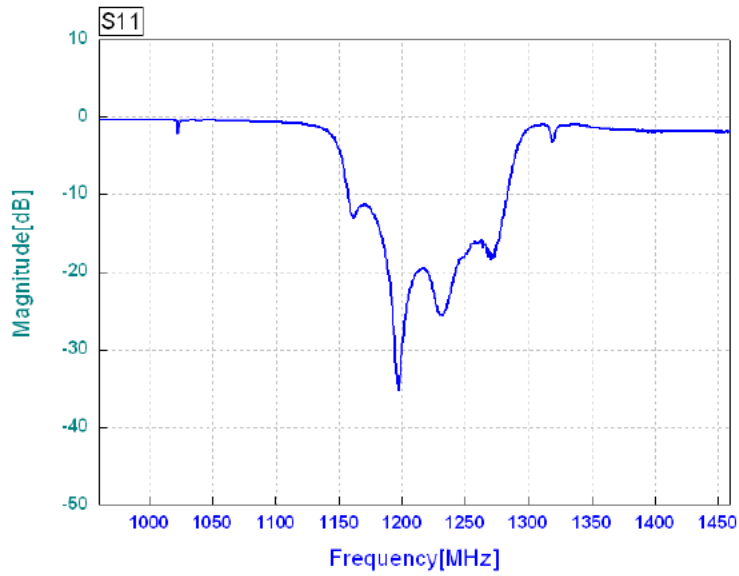
Frequency Characteristics

Frequency Response



Return Loss

FS-1209B87.pdf



Smith Chart

